





Back

Outer Cover - Spine width (provided on the website)

A5 PERFECT BOUND BOOKLET (COVER - SPREAD WITH SPINE)

NOTE: This is not an exact template.
Please adjust to create your own.

297mm PLUS spine width x 210mm = finished size
303mm PLUS spine width x 216mm with bleed

-  **BLEED AREA:** This area will be removed. Extend any colour or images into this 3mm bleed area.
-  **TRIM LINE:** Finished print size.
-  **SAFE AREA:** All text should be kept within this area. Allow extra safe area for binding edge on inside.
-  **SPINE WIDTH:** This is provided on the website when the booklet specs are entered for an order.

NOTE: We recommend adding lamination to the cover pages for protection. During production, the spine is glued to the inner pages using a clamp which may cause scuffing or printer marks around the spine area and any other heavy ink coverage area on the cover.

If lamination is not desired, we advise reducing any graphics or background colours crossing into the outer and inner spine area.

Front

Inside Front

Inner Cover - Spine width (provided on the website)



■ Non printable area: There should be blank area of 6mm either side of the spine to help with the glueing process.

Inside Back